

官方用户手册



Linux Mint 9 “Isadora”
主版本

翻译: jluliuchao [freetstar](#)

目 录

Linux Mint	4	
	4	
	4	
	4	
	5	
	5	
Linux Mint	7	
ISO	7	
	7	
	8	
	8	
MD5	8	
ISO CD	9	
LiveCD	10	
Linux Mint	10	
	18	
Linux Mint	19	
GNOME	19	
	19	
	20	
	20	
	28	
	28	
	28	
	28	
	28	
	29	
	30	
	GNOME	30
	31	
Linux Mint	31	
	34	
	34	
	APT	34
	35	
	35	
	APT	36
	36	
	36	
	37	
	40	
	40	
Tomboy	40	

PDF41

.....42

Linux Mint简介

Linux Mint

x86 x64

Linux Mint

BSD

)

Windows

Linux Mint

Mac

(

Linux Mint

历史

Linux Mint

2006

Gnome

Ubuntu

Debian

Linux

GNU

Linux Mint

Linux Mint

目标

Linux Mint

Linux Mint

(

)

Linux

版本号 and 开发代号

Linux Mint

“ Isadora”

Linux Mint

-

Linux Mint

- 5

Linux Mint

6

6

-

(

Windows

)

9

9.1

-Linux Mint

“ a”

Linux Mint

1.0	Ada
2.0	Barbara
2.1	Bea
2.2	Bianca
3.0	Cassandra
3.1	Celena
4.0	Daryna
5	Elyssa
6	Felicia
7	Gloria
8	Helena
9	Isadora

版本

Linux Mint

(Gnome)
 KDE (KDE)
 XFCE (XFCE)

Linux Mint

“ / ”

如何获取帮助

Linux Mint

Linux Mint

Linux Mint

<http://www.linuxmint.com/forum>

IRC

Linux Mint

Xchat

IRC “ irc.spotchat.org”

“ #linuxmint-help”

“ #linuxmint-chat”

Linux Mint Ubuntu ()

Ubuntu

Ubuntu 10.04(“ Lucid Lynx”)

Linux Mint 9 “ Isadora”

Isadora

Lucid

Ubuntu

GNU/Linux

GNU/Linux

HTTP FTP

Linux Mint安装

Linux Mint 700MB ISO
CD CD
PC Linux Mint CD
CD
ISO U
ISO CD
Linux Mint
liveCD
CD ()

下载ISO文件

700MB
CD <http://www.on-disk.com>
Linux Mint
<http://www.linuxmint.com/download.php>

MD5

() ISO (HTTP FTP)
MD5 ISO

(P2P)
ISO Linux Mint

Linux
Linux Mint Transmission
Windows Vuze
“ Transmission”
<http://azureus.sourceforge.net>

Linux Mint

.torrent

ISO

<http://en.wikipedia.org/wiki/BitTorrent>

ISO

Linux

Windows

阅读发行日志

Linux Mint

.
.
.

Linux Mint 9 Isadora

http://www.linuxmint.com/rel_isadora.php

检查MD5 值

Mint

CD

...

Linux

CD

CD

.
.

ISO

liveCD

MD5

ISO

ISO

MD5

Linux md5sum
 “ cd ” ISO
 “ linuxmint-9-gnome-i386.iso”

```
cd ~/Desktop
md5sum linuxmint-9-gnome-i386.iso
```

ISO MD5
 MD5

Linux Mint
 ISO CD
 Windows md5sum
<http://www.etree.org/md5com.html>
 ISO md5sum.exe (C:)

“ cmd.exe”

```
C:
cd \
md5sum linuxmint-9-gnome-i386.iso
```

刻录ISO文件到CD


ISO MD5 ISO CD
 DVD DVD-R 700MB
 DVD(DVD-R)
 CD-R CD-RW CD CD
 20 :)

CD-R ISO
 Linux Gnome ISO “
 ”
 Linux KDE K3B “ ”
 “ ISO ”
 Linux

```
cdrecord -v -dao dev=1,0,0
```

dev=

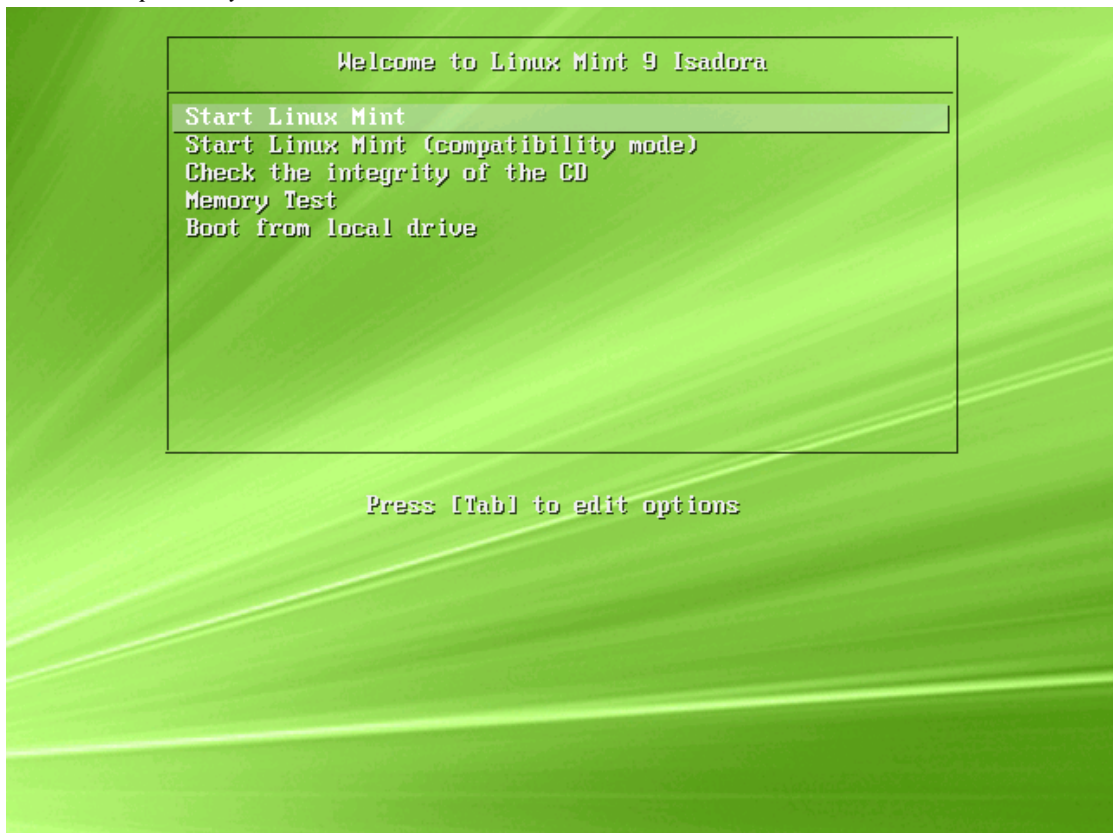
```
cdrecord -scanbus
```

Linux Mint

“ Start Linux

Mint in compatibility mode”





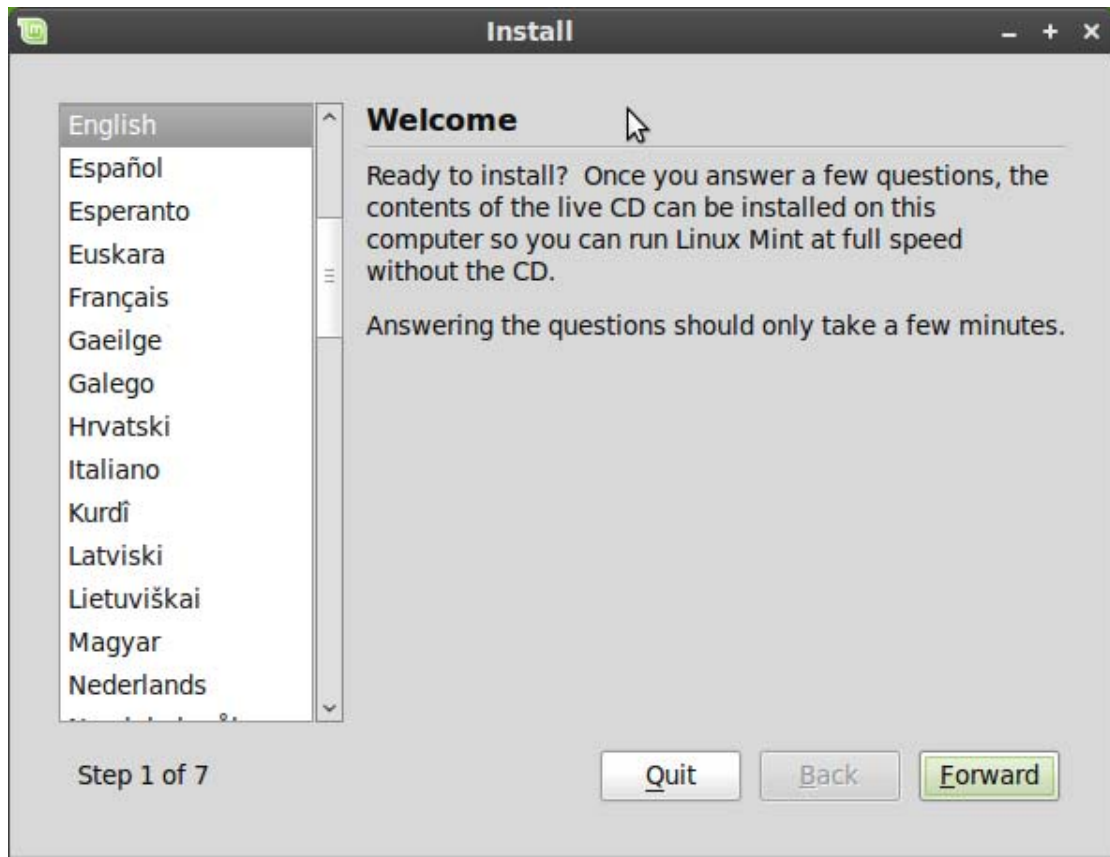
Linux Mint

CD

CD Linux Mint

CD

“ Install”



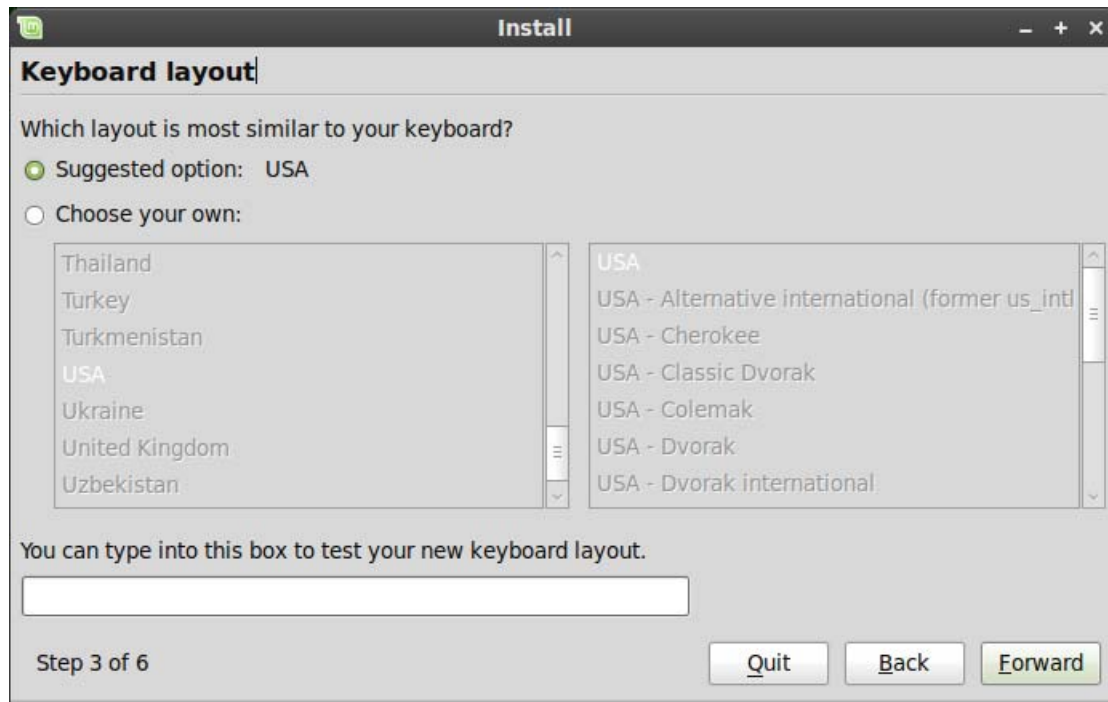
“ Forward”



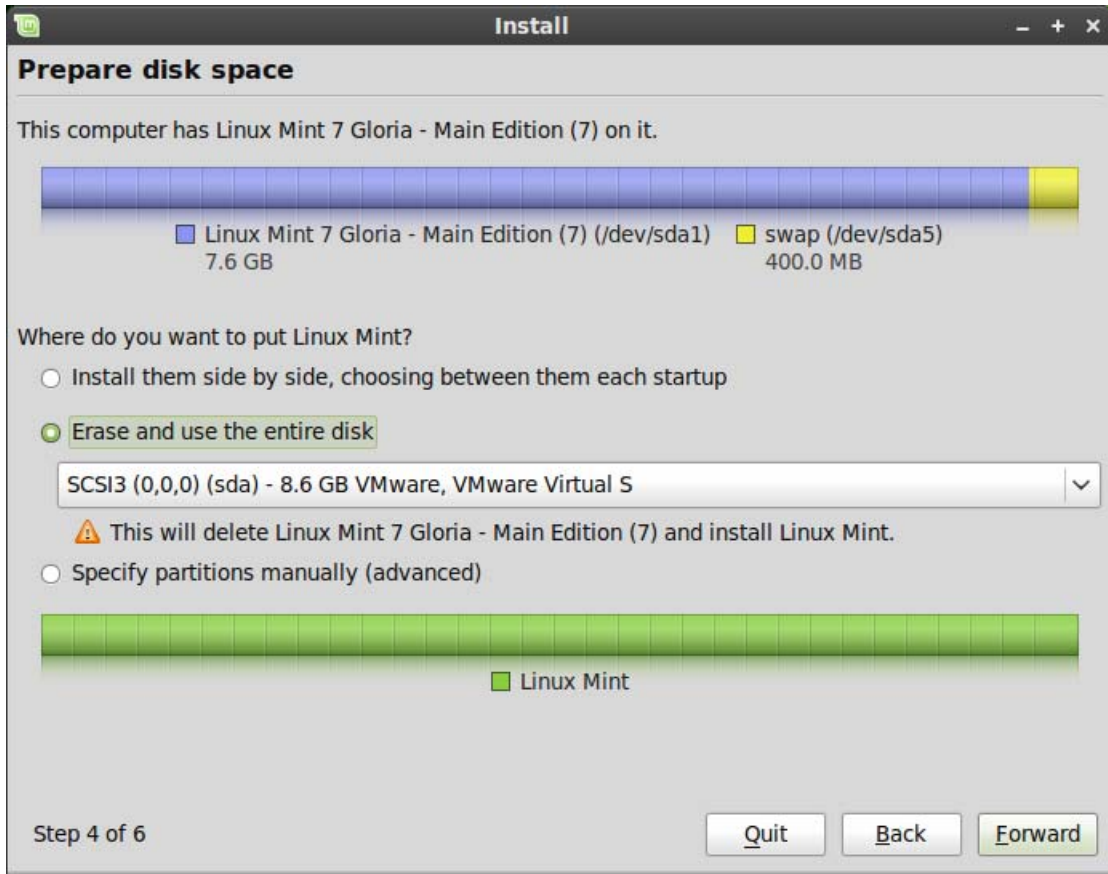
“ Current time”

“ Forward”

Linux Mint



“ Forward”



Linux Mint ()
 Linux Mint “Erase and use the entire
 disk” Linux Mint

Linux Mint

Linux Mint
 Linux Mint (3GB 10GB)

“specify partitions manually”

()

Windows (C: D:) Linux

Linux

“ /dev/sda”

“ /dev/sdb”

“ dev/sda1”

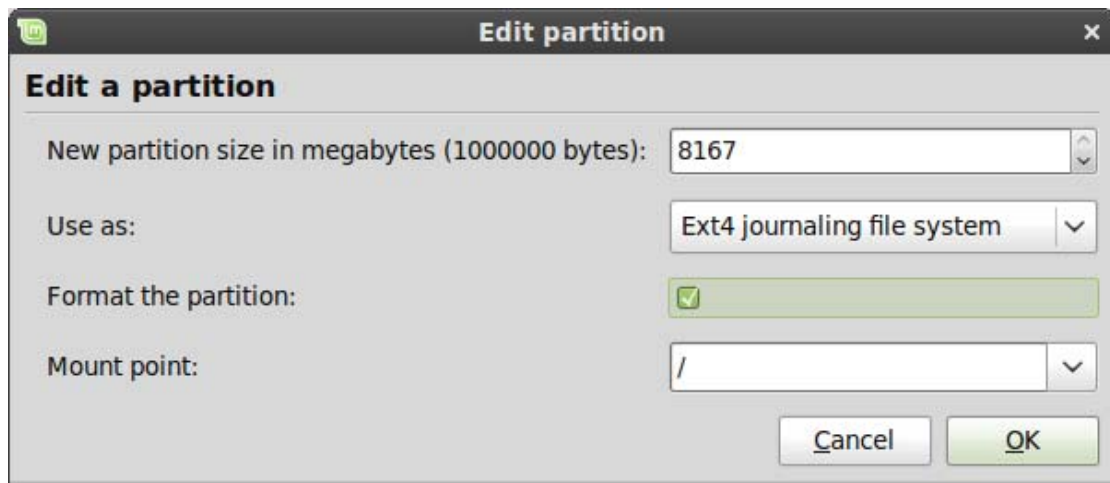
“ specify partitions manually”

“ Forward”

Linux Mint
EXT3

SWAP

“ Edit”



Swap

Swap

Linux

Swap

Linux Mint

1GB

10GB

(3GB
5GB)

“ /”

“ ext3”

“ /”

“ \”

LinuxMint

Linux Mint

“ /”

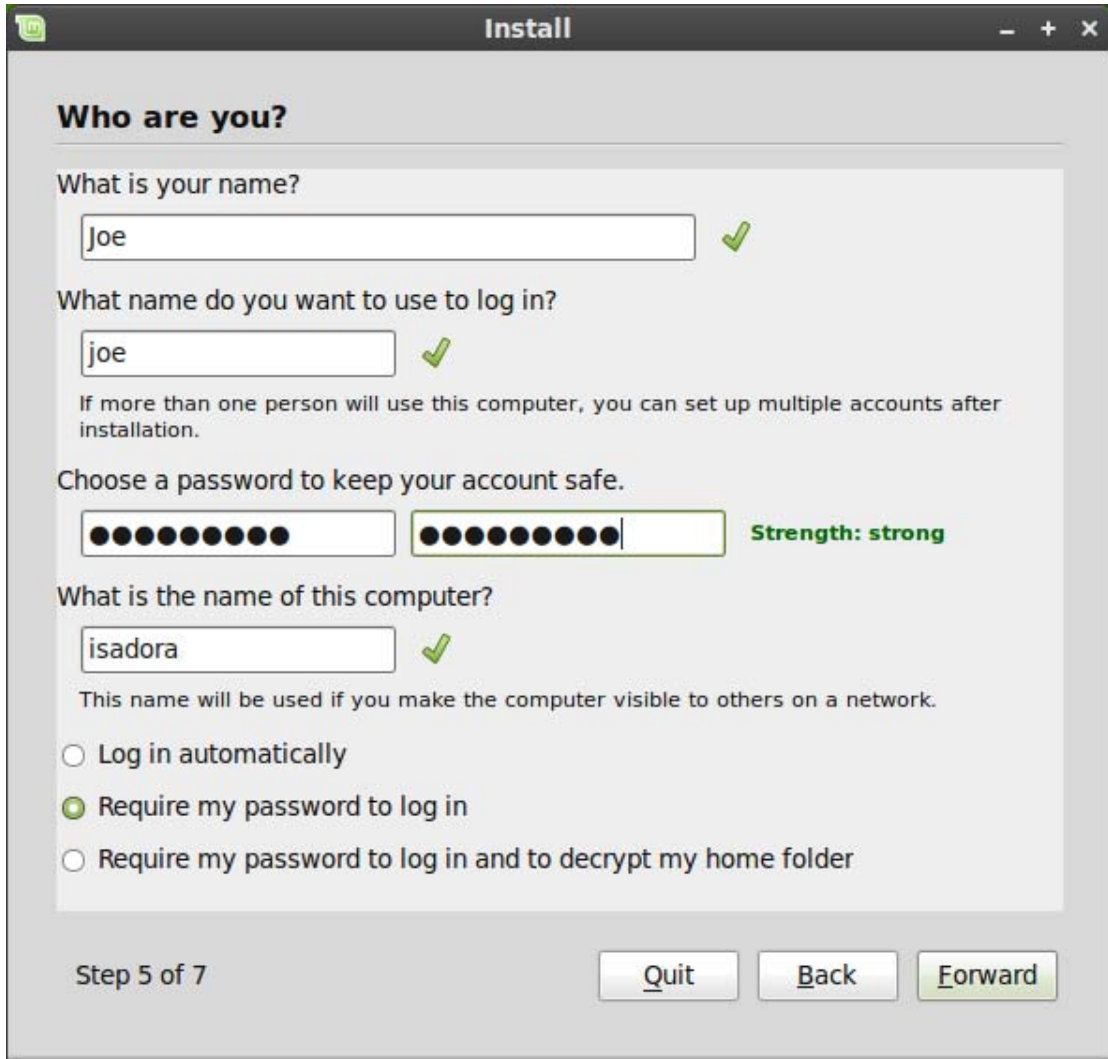
(

“ /media”

Linux Mint

“ Format”

“ Forward”



Linux Mint

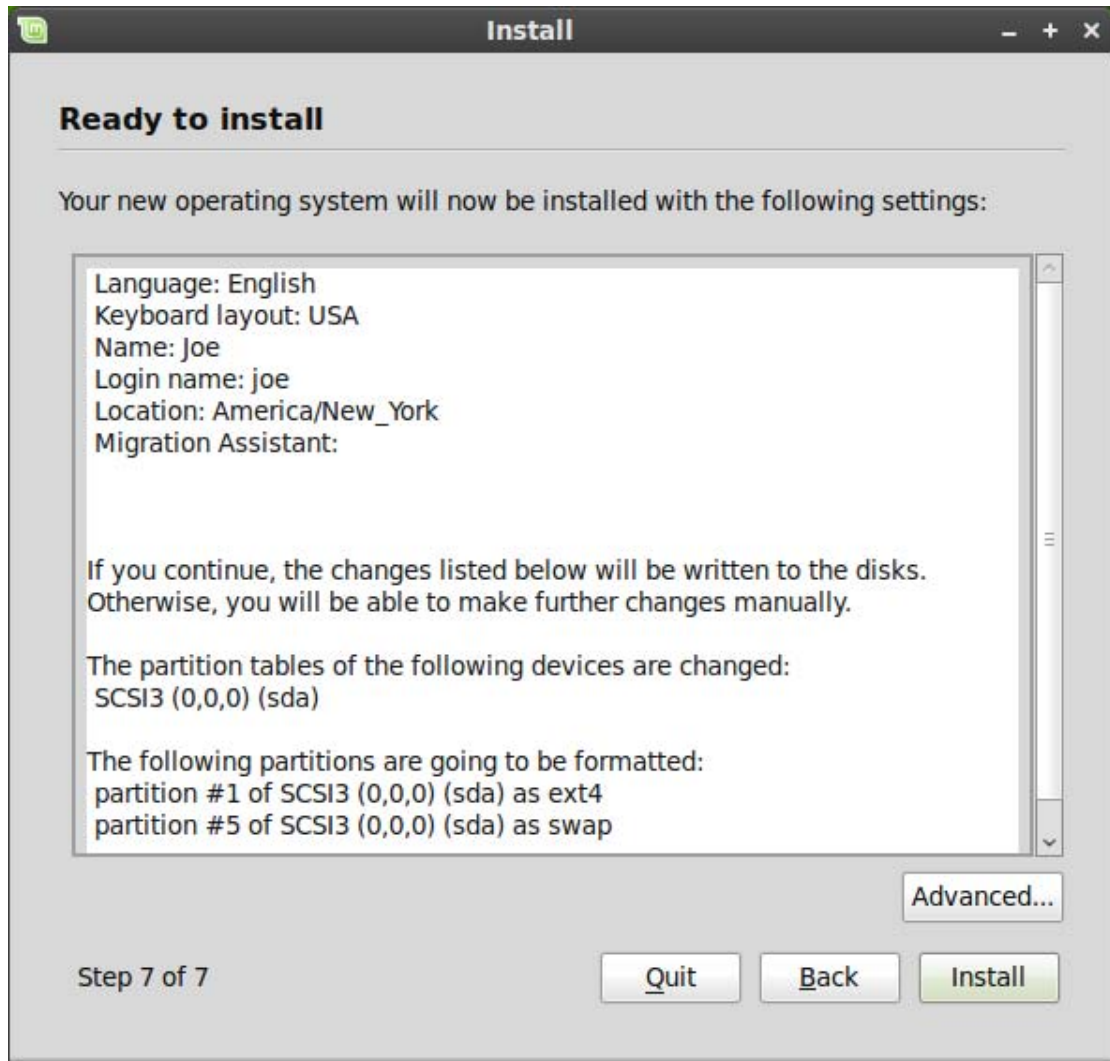
Linux Mint

) () ()
“ Log in automatically”

“ Forward”

Linux Mint

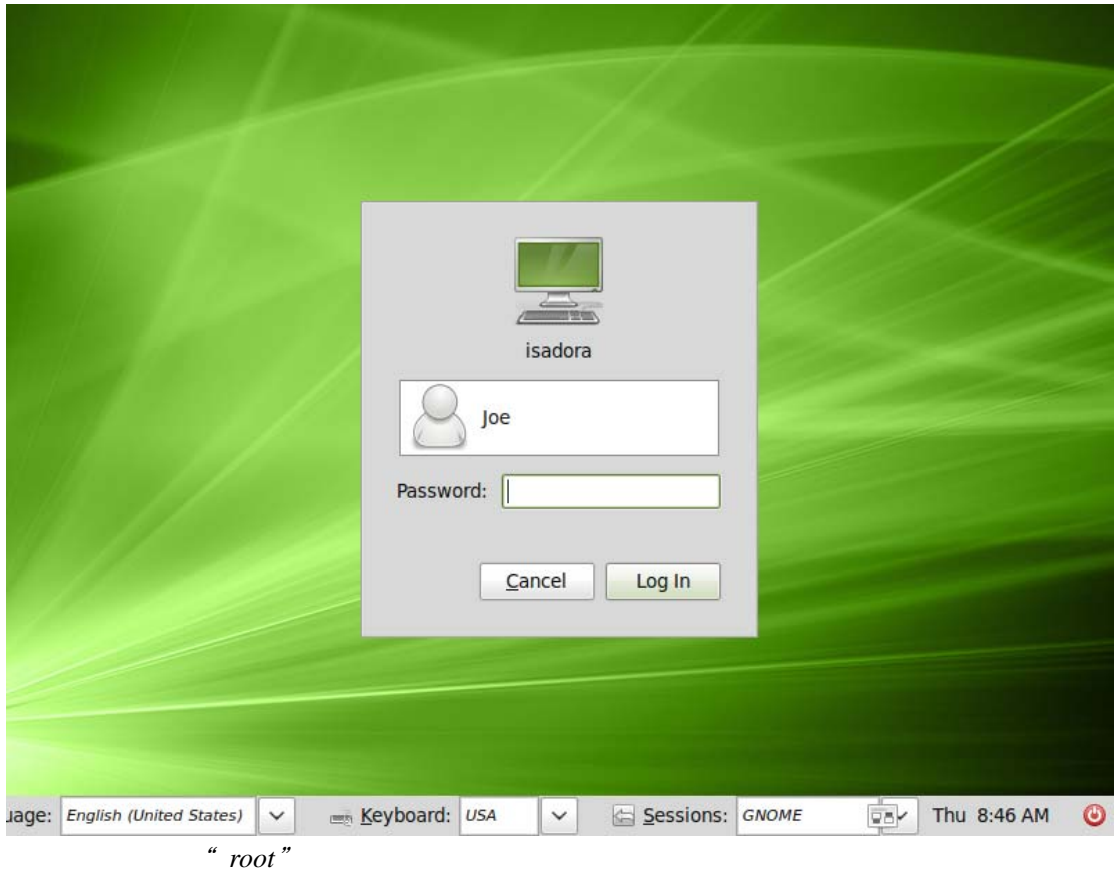
“ Forward”



Linux Mint
 Advanced
 “ Install”
 10 15
 “ skip”
 “ Restart Now” liveCD
 CD Enter
 Linux Mint

引导顺序

Linux Mint “ boot menu”
 “ Gnome Login Manager” “ GDM”



Linux Mint桌面初识

Linux Mint

Linux Mint

GNOME桌面

“ ”

Linux Mint

“GNOME”

<http://library.gnome.org/users/userguide>

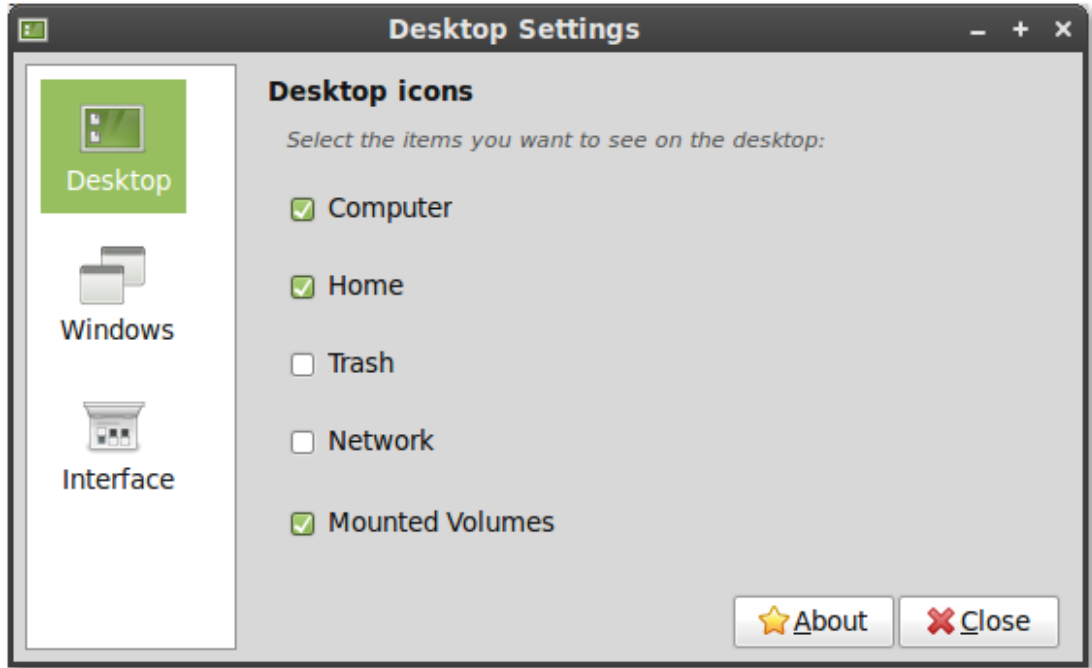
GNOME

桌面设置

“ ”

Linux Mint

GNOME



“menu”

“ ” “ ”

主菜单

Linux Mint

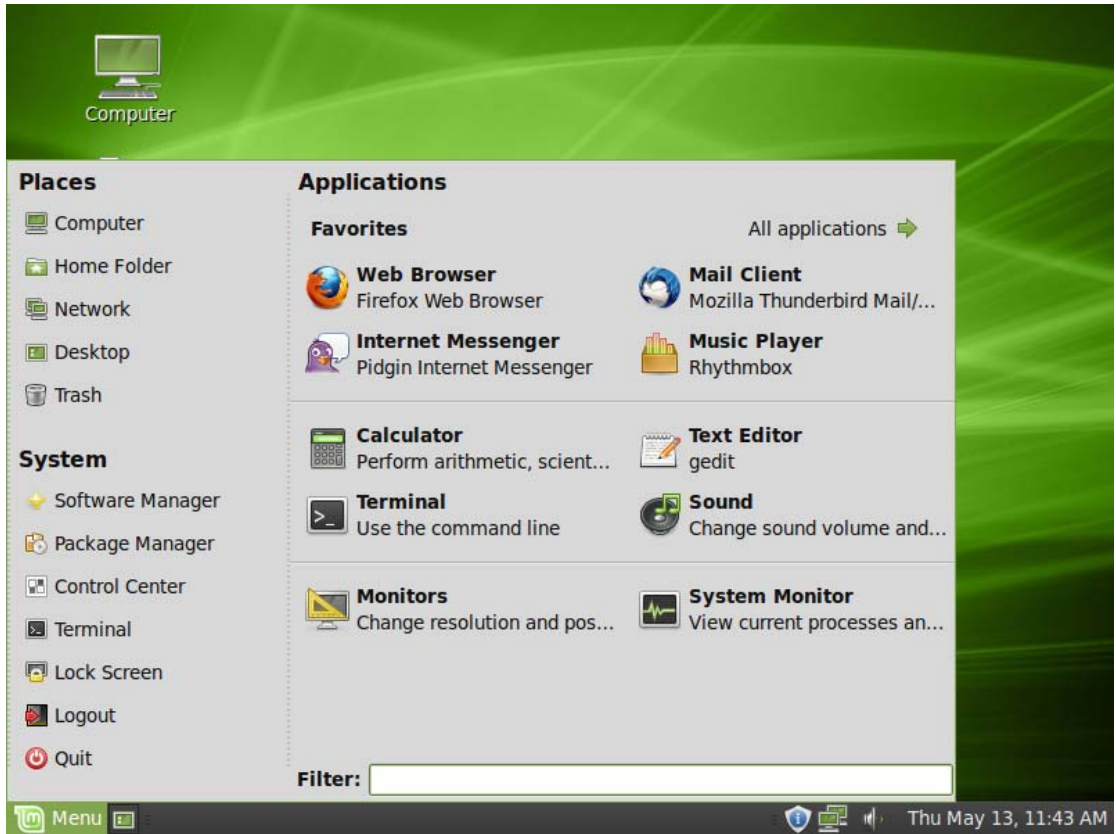
SUSE

Linux Mint GNOME
Linux Mint

GNOME

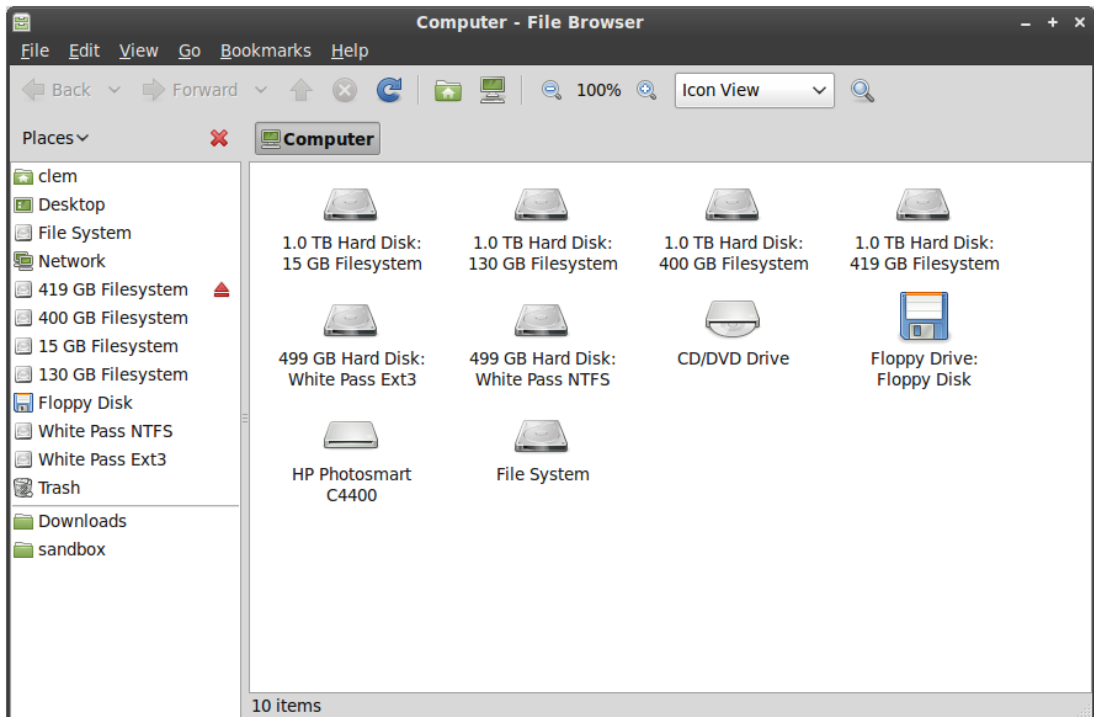
CTRL+SUPER_L(SUPER_L

WINDOWS

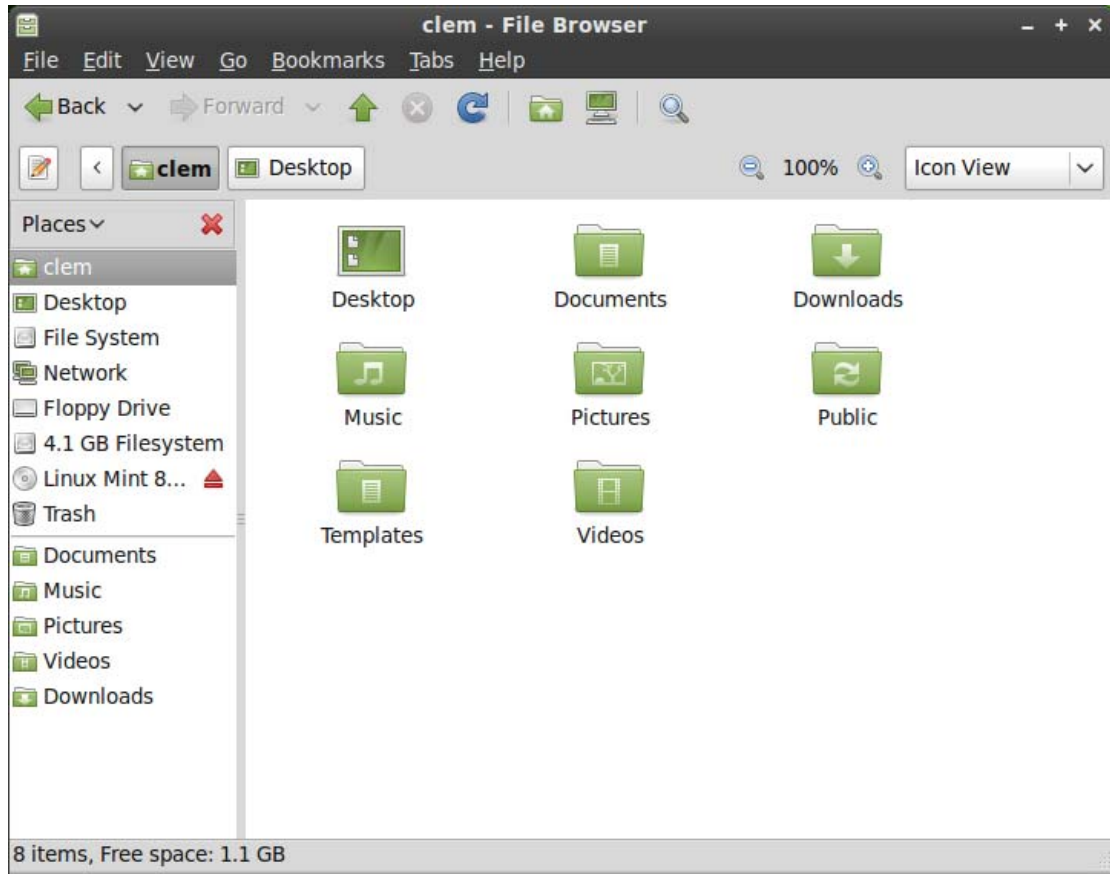


“ ”

5



“ ”



GNOME

“ ”
“ ”

“ ”
“ ”

“ ”

“ ”

“ ”

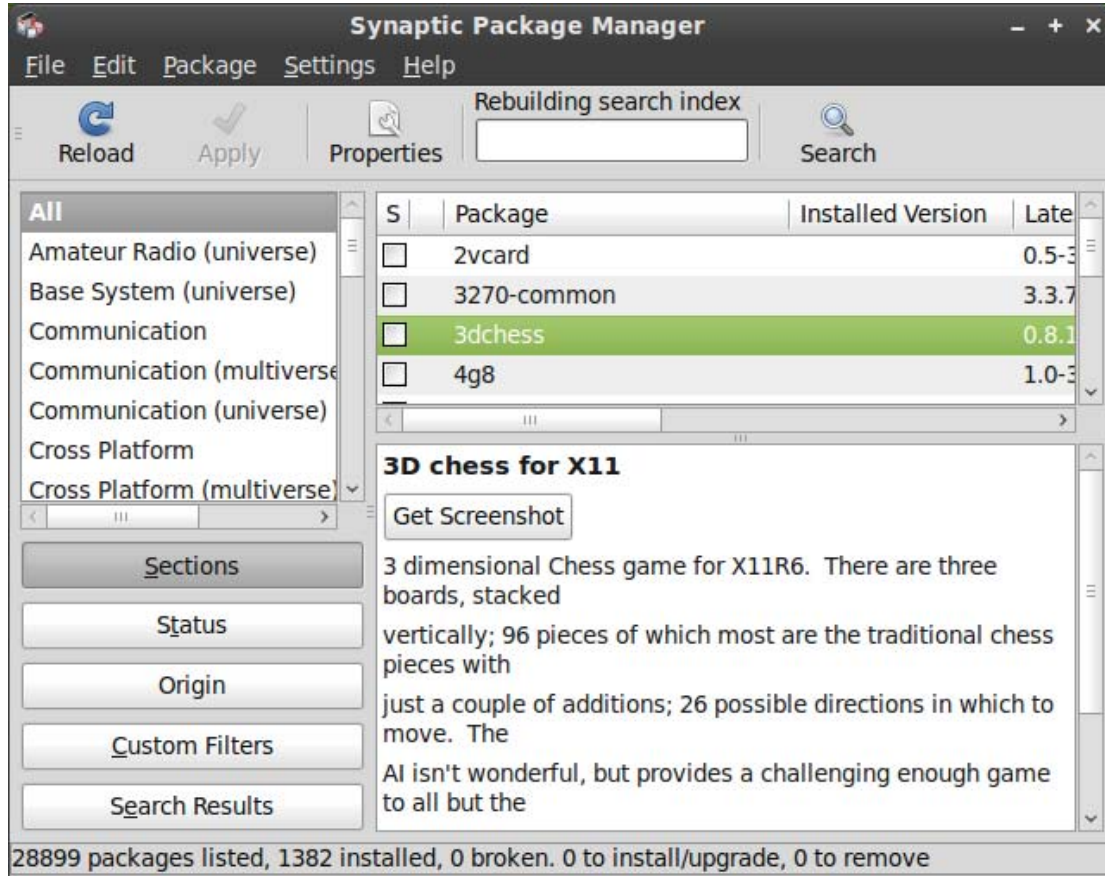
6



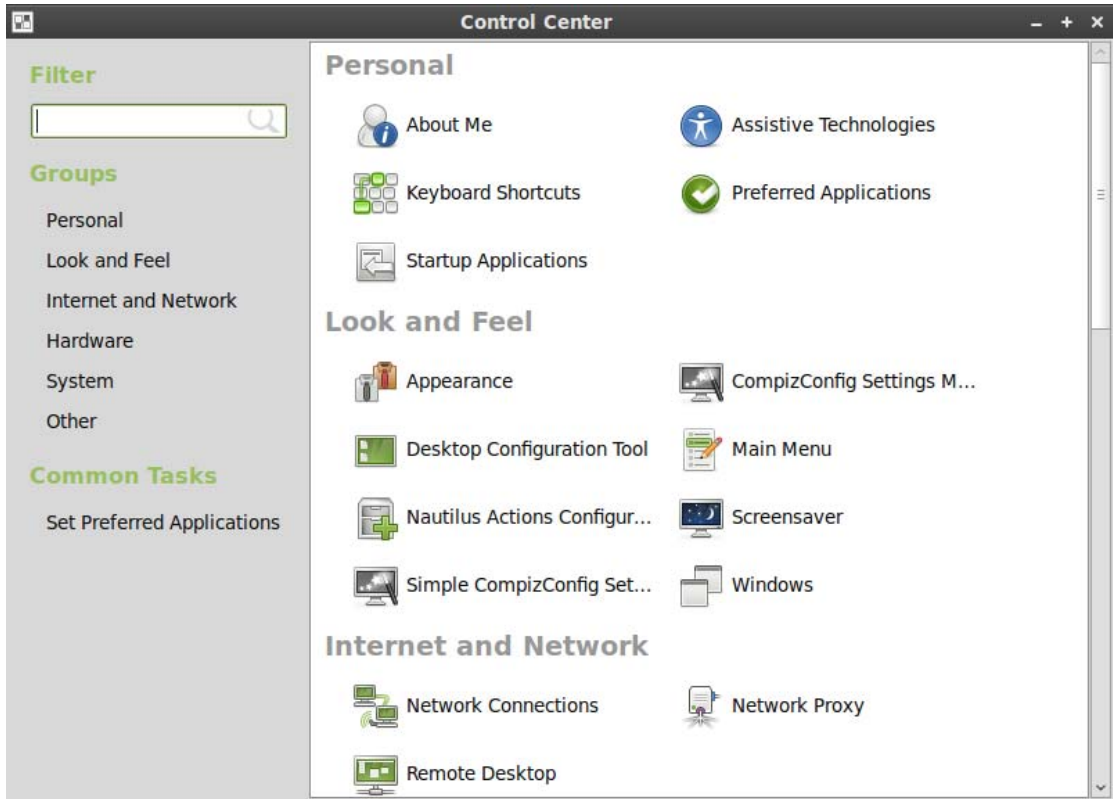
“ ”

Linux Mint

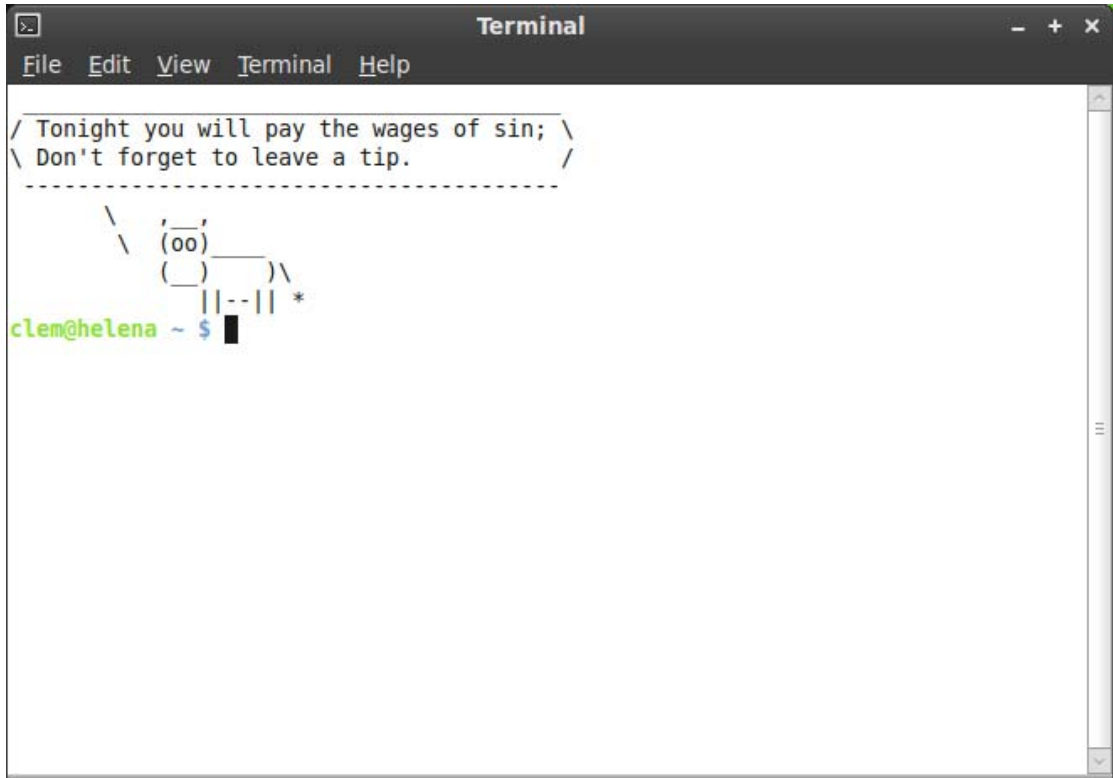
“ ”



“ ” “ ”



“ ” GNOME GNOME



“ “

linux windows ”DOS“

linux windows

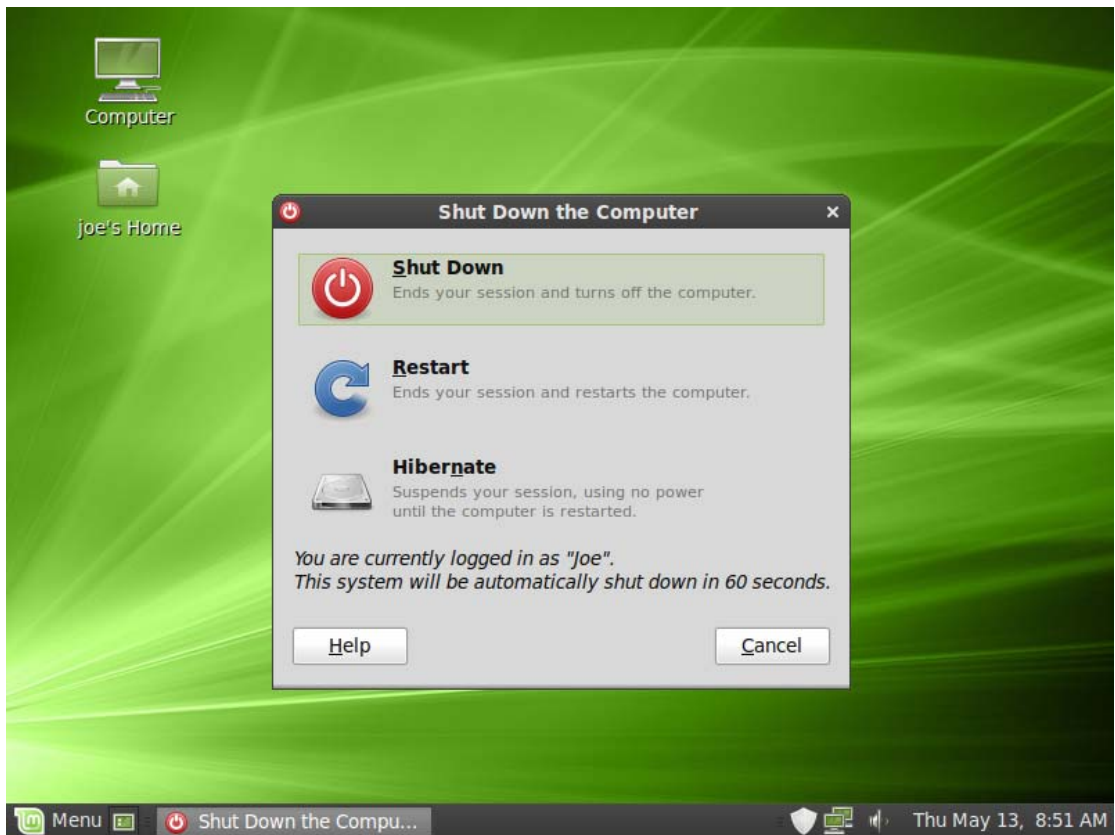
Linux Mint

GNOME

” “ “ ” “ ” “

“ ” “ ” “ ” “

GNOME



” “

” “

. ” “

RAM

. ” “
. ” “
. ” “

ctrl+alt+l

“ ”

Linux Mint CD 2.5GB ”

“

Linux Mint

” “

” “ ” “

” “

5

” “

	”Print Scm“ ALT+”Print SCRN”
	”gedit“

” “

GIMP	Photoshop
OpenOffice,org	OpenOffice

” “

Giver	
Pidgin	IM AIM Bonjour Gadu-Gadu Google-talk GroupWise ICQ IRC MSN MySpaceIM QQ SIMPLE Sametime XMPP Yahoo Zephyr
Transmission	BT
Xchat	IRC Linux Mint

” “

OpenOffice.org	MS ACCESS
OpenOffice.org	MS PowerPoint PPT
OpenOffice.org	(MS EXCEL XLS
OpenOffice.org	MS WORD DOC

” “

Brasero	CD/DVD CD
	MS Media Player
Mplayer	
Rhythmbox	iTunes CD

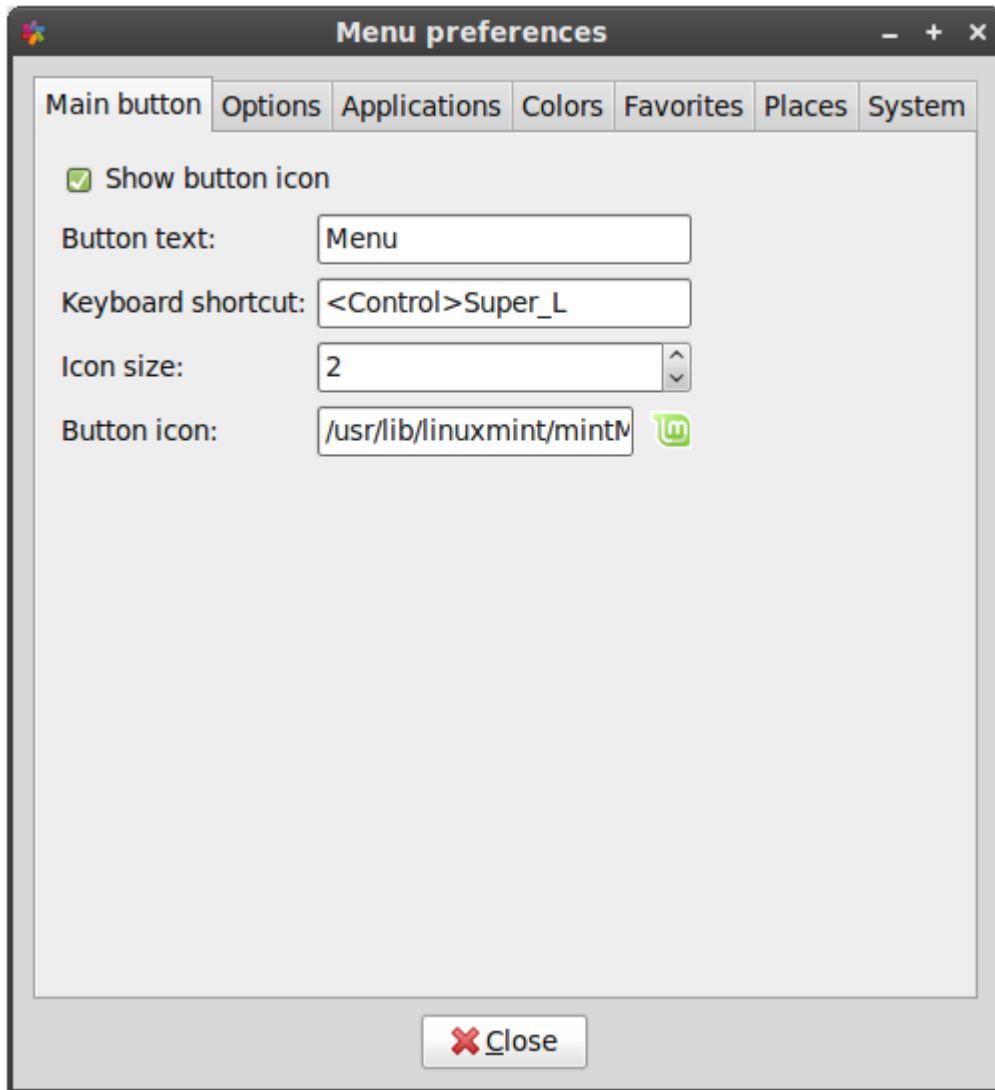
“ ”

“ ”

“opera” opera opera

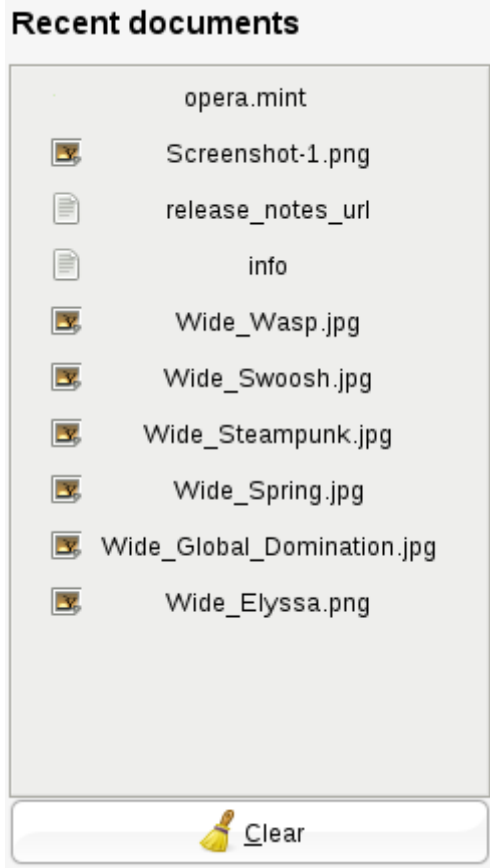
“ ”
“ ”
“ ”
“ ”

Linux Mint 7



Linux Mint

“ ”



“ ”

“ ”

mintmenu clean

“mint ”

GNOME

cool GNOME

:
“ ”

GNOME

GNOME

”GNOME

“

”Linux Mint

“

软件管理

Linux Mint中的包管理

linux

Linux Mint

office

irc

CD\DVD

linux

·
·
·

”

“

,

Linux Mint

GNU/Linux

1990

Linux

” “

“ ”

NVIDIA ATI
” “-----

Adobe

linux

linux

-

MD5sum
LiveCD
xchat #Linux Mint

GPG

-

BestSoft 2.4

2.3

bug

linux

GNU/Linux

.

.

beta

beta

.

.

GPG

10 linux

.

.

,

.

GNU/Linux

linux

beta linux linux

Linux

linux

Linux Mint

20

beta

beta

,

Google Earth
Player Google Earth

Linux Mint

Opera Real Player
Opera Real

Linux Mint Ubuntu

Linux Mint

Update Manager

Player Linux Mint

Opera Skype Adobe Reader Google Earth Real
linux
gnome

linux Mint

”

“

Linux Mint

”gftp“

· CTRL+SUPER_L

· ”gftp“

· ” “ ”install gftp“

·

APT

Software Portal

Linux Mint

2

”

“

”APT“

Opera

”Opera“

Opera

”

“

Opera

“

”

apt install opera

APT

APT

linux

Opera

“apt install opera”

APT

APT

Opera

,

APT

.

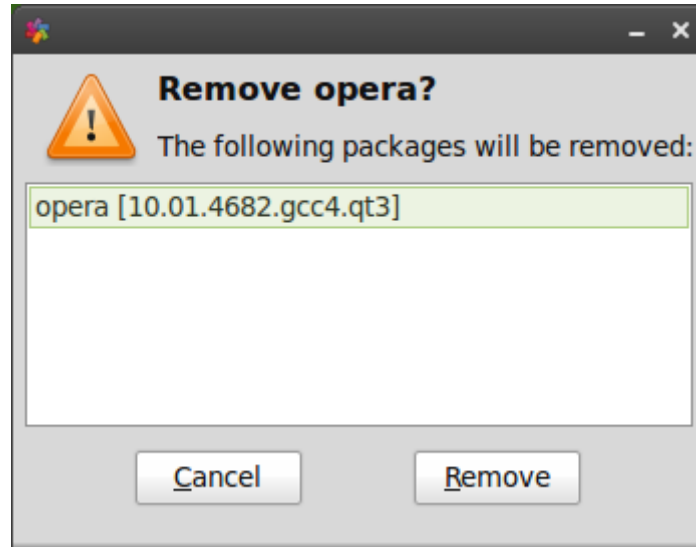
APT

.

删除软件

Linux Mint

“ ”



APT

APT

```
apt remove opera
```

APT

linux

“Opera”

Opera

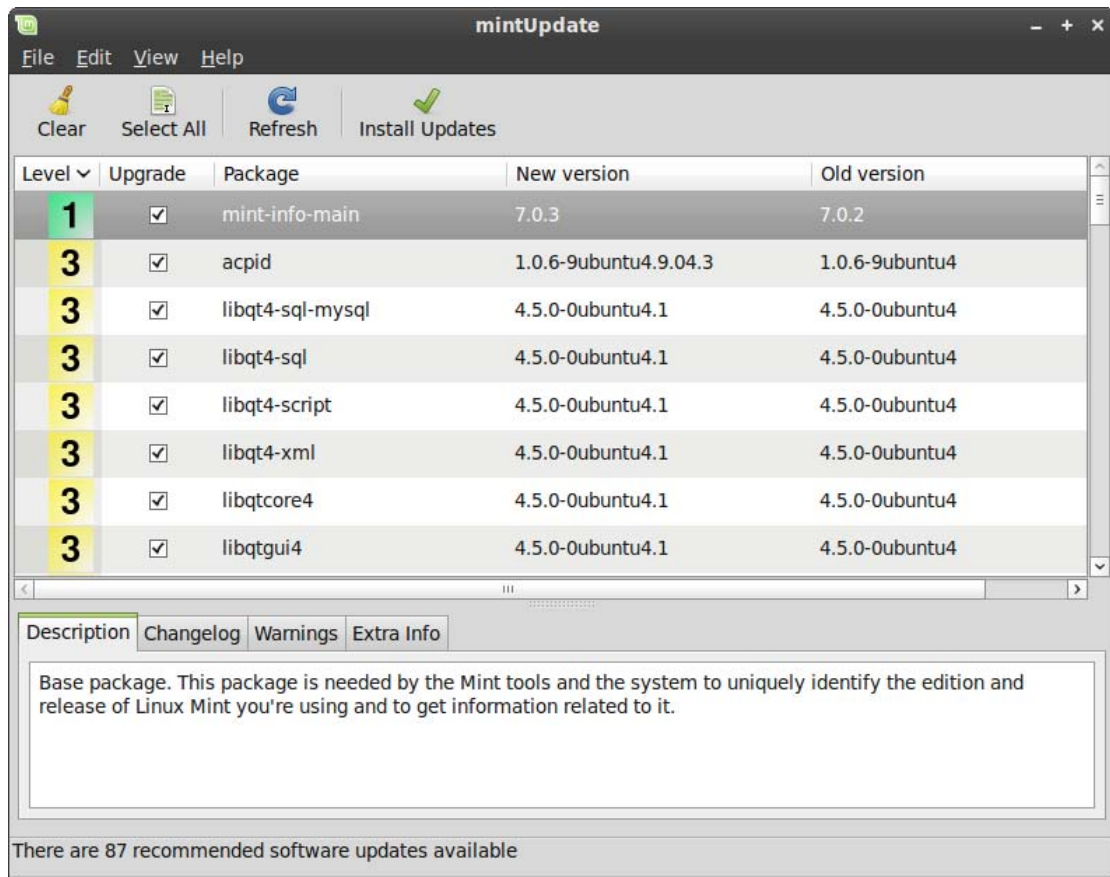
更新您的系统和您的软件

APT

apt upgrade

VMWare virtualbox

Linux Mint “ ”



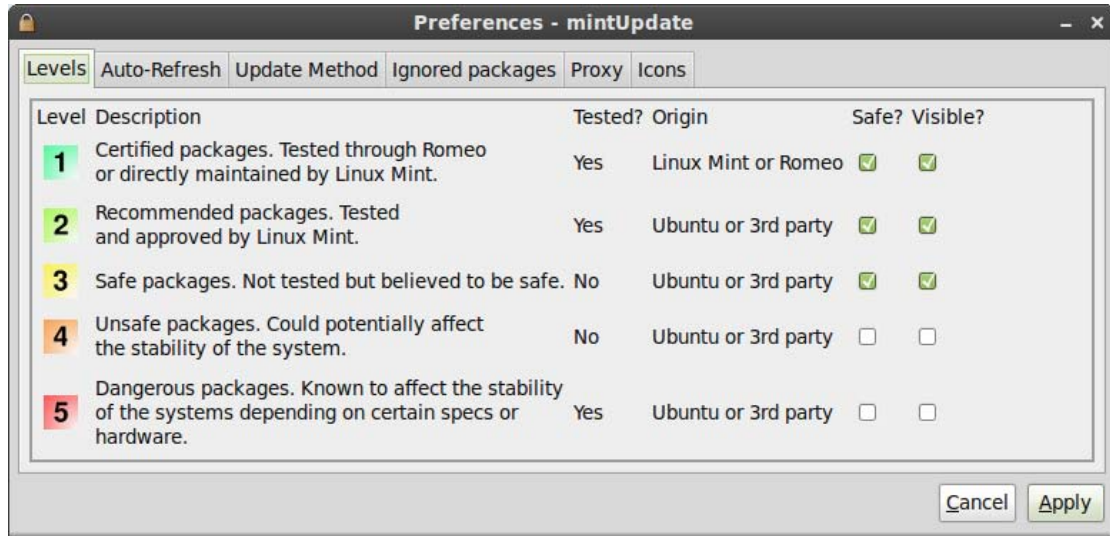
changelog

Linux Mint

bug

Linux Mint

1,2 “ ” “ ”
“ 3 ”
3




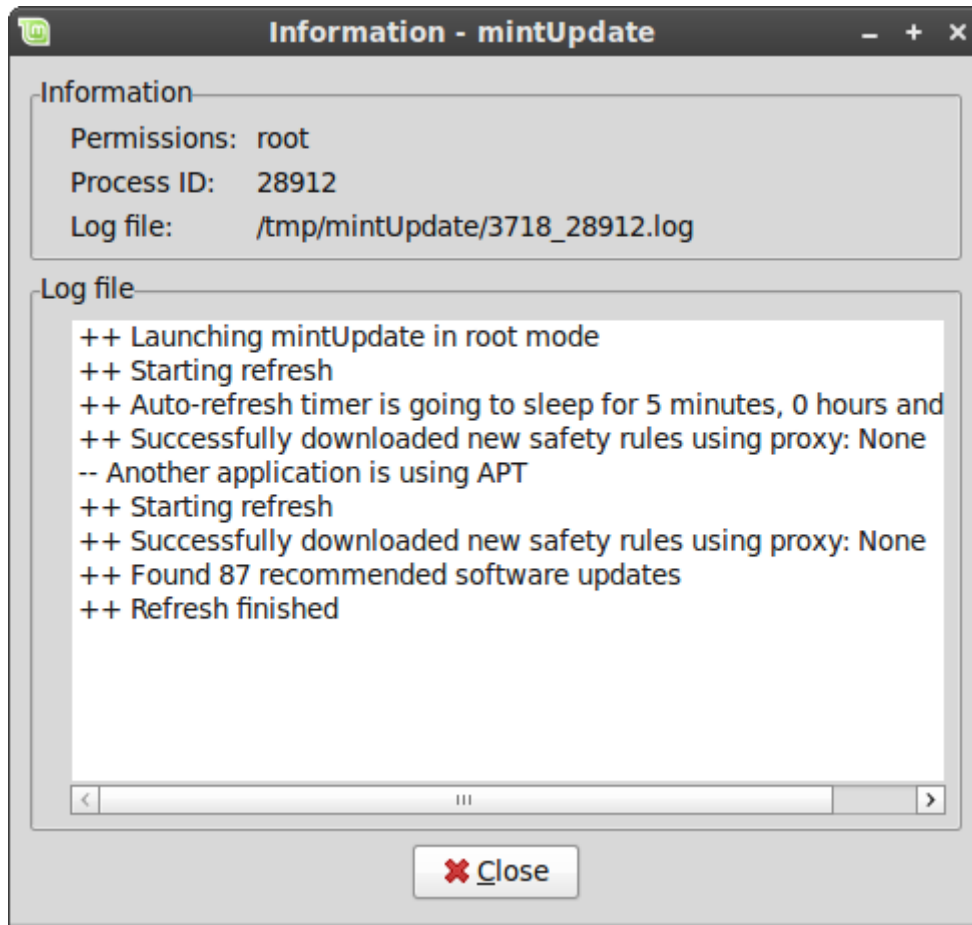
1,2,3

4,5

4,5

1,2





ID root

“

->

”

The screenshot shows a window titled "History of updates - mintUpdate". It contains a table with the following columns: Date, Level, Package, New version, and Old version.

Date	Level	Package	New version	Old version
23 Apr 2009 19:57:38	2	firefox-3.0-branding	3.0.9+nobinonly-1mint2-0ubuntu0.9.04.1	3.0.8+nobinonly-0ubuntu3
23 Apr 2009 19:57:38	2	firefox-3.0-gnome-support	3.0.9+nobinonly-1mint2-0ubuntu0.9.04.1	3.0.8+nobinonly-0ubuntu3
23 Apr 2009 19:57:38	2	firefox-gnome-support	3.0.9+nobinonly-1mint2-0ubuntu0.9.04.1	3.0.8+nobinonly-0ubuntu3
23 Apr 2009 19:57:38	2	firefox	3.0.9+nobinonly-1mint2-0ubuntu0.9.04.1	3.0.8+nobinonly-0ubuntu3
23 Apr 2009 19:57:38	2	firefox-3.0	3.0.9+nobinonly-1mint2-0ubuntu0.9.04.1	3.0.8+nobinonly-0ubuntu3
24 Apr 2009 16:39:47	1	mintsystem	7.2	7.1
13 May 2009 18:37:20	1	mintsystem	7.4.2	7.2
13 May 2009 18:37:20	1	mintupload	3.3	3.1
13 May 2009 21:15:16	1	mintsystem	7.4.3	7.4.2
13 May 2009 21:15:16	1	mintmenu	4.7.1	4.7
15 May 2009 19:22:40	3	xchat-common	2.8.6-2.2mint4.1ubuntu4	2.8.6-2.2mint3.1ubuntu4
17 May 2009 20:00:33	1	mintsystem	7.4.5	7.4.3

At the bottom of the window are "Clear" and "Close" buttons.

小技巧

“ Ctrl+C ”

Linux Gnome Linux Mint

通过鼠标复制和粘贴

Mint “ Edit ” Linux
GNU/Linux

OpenOffice Writer

“ Edit ” “ Copy ”
“ Ctrl+C ” Linux “ ”
...

... Mac)

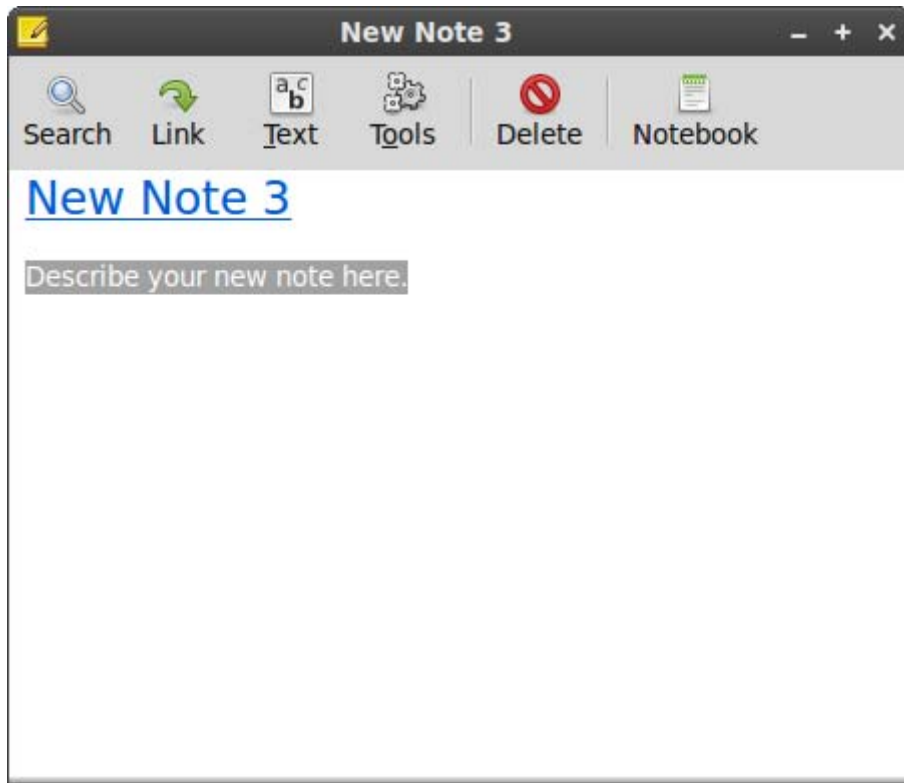
Unix GNU/Linux

Gnome
“ Ctrl+C ” “ Edit ”

“ Ctrl+V ” “ Edit ”

用Tomboy记笔记

(OpenOffice Writer)
Linux Mint Tomboy Notes
Tomboy Notes
“ Create New Note ”



Tomboy Notes

“ Delete”

Tomboy

Tomboy Notes

(PDF/HTML)

把邮件和网页存为PDF

Tomboy Notes

Linux Mint PDF ... PDF PDF

“ Print_to_PDF”

“ Print”
PDF

Home

Tunderbird
Home

PDF

总结

Linux Mint Linux

(KDE XFCE)

Linux

Linux

Linux Mint